

**THANGAL KUNJU MUSALIAR INSTITUTE OF TECHNOLOGY
KARUVELIL, KOLLAM**

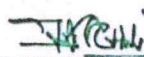
BALANCE SHEET AS AT 31ST MARCH 2025


(Amount in Rs.)

	Particulars	Note	31st March 2025	31st March 2024
I	SOURCES OF FUNDS			
1	NPO Funds	3		
(a)	Unrestricted Funds		28,14,68,306	27,89,89,589
(b)	Restricted Funds		73,48,000	73,48,000
			28,88,16,306	28,63,37,589
2	Non-current liabilities			
(a)	Long-term borrowings	4	4,45,67,902	2,40,43,881
(b)	Other long-term liabilities	5	1,89,93,480	1,74,07,480
(c)	Long-term provisions	6	-	-
			6,35,61,382	4,14,51,361
3	Current liabilities			
(a)	Short-term borrowings		-	-
(b)	Payables	7	3,73,736	3,26,559
(c)	Other current liabilities	8	68,85,291	57,71,166
(d)	Short-term provisions	6	5,13,840	47,32,701
			77,72,867	1,08,30,426
	Total		36,01,50,555	33,86,19,376
II	APPLICATION OF FUNDS			
1	Non-current assets			
(a)	Property, Plant and Equipment and Intangible assets	9		
(i)	Property, Plant and Equipment		34,73,56,918	32,13,41,150
(ii)	Intangible assets		43,25,087	43,25,087
(iii)	Capital work in progress		-	-
(iv)	Intangible asset under development		-	-
(b)	Non-current investments		-	-
(c)	Long Term Loans and Advances	10	50,75,000	23,00,000
(d)	Other non-current assets	11	23,240	17,840
			35,67,80,245	32,79,84,077
2	Current assets			
(a)	Current investments		-	-
(b)	Inventories		-	-
(c)	Receivables	12	4,20,000	14,720
(d)	Cash and bank balances	13	29,50,311	1,06,20,579
(e)	Short Term Loans and Advances	10	-	-
(f)	Other current assets		-	-
			33,70,311	1,06,35,299
	Total		36,01,50,555	33,86,19,376
	Brief about the Entity	1		
	Summary of significant accounting policies	2		

For K MAQBOOL SHAH & CO.

Chartered Accountants
Firm Regn No : 006846S


CA .K. MAQBOOL SHAH FCA
Partner
Membership No :203742



Place : PUNALUR
Date : 16.09.2025

**THANGAL KUNJU MUSALIAR INSTITUTE OF TECHNOLOGY
KARUVELIL, KOLLAM**

INCOME & EXPENDITURE ACCOUNT AS AT 31ST MARCH 2025

(Amount in Rs.)

	Particulars	Note	31st March 2025	31st March 2024
I	Income			
(a)	Fees from Rendering of Services	14	10,10,86,558	9,27,71,906
II	Other Income	15	91,87,953	23,60,968
III	Total Income (I+II)		11,02,74,511	9,51,32,874
IV	Expenses:			
(a)	Employee benefits expense	16	6,67,16,039	5,61,73,394
(b)	Other expenses	17	4,10,79,754	3,61,69,667
	Total expenses		10,77,95,793	9,23,43,061
V	Excess of Income over Expenditure for the year before exceptional and extraordinary items (III- IV)		24,78,717	27,89,813
VI	Exceptional items		-	-
VII	Excess of Income over Expenditure for the year before extraordinary items (V-VI)		24,78,717	27,89,813
VIII	Extraordinary Items		-	-
IX	Excess of Income over Expenditure for the year (VII-VIII)		24,78,717	27,89,813
	Balance transferred to General Fund		24,78,717	27,89,813
			24,78,717	27,89,813
	The accompanying notes are an integral part of the financial statements			

For K MAQBOOL SHAH & CO.

Chartered Accountants

Firm Regn No : 006846S



CA .K. MAQBOOL SHAH FCA

Partner

Membership No :203742



Place : PUNALUR

Date : 16.09.2025

THANGAL KUNJU MUSALIAR INSTITUTE OF TECHNOLOGY KARUVELIL, KOLLAM

1. General Information

THANGAL KUNJU MUSALIAR INSTITUTE OF TECHNOLOGY is an educational institution which is registered under THANGAL KUNJU MUSALIAR COLLEGE TRUST whose registered address is THANGAL KUNJU MUSALIAR INSTITUTE OF TECHNOLOGY, KARUVELIL, KOLLAM. The PAN of the TRUST is AAATT5219N. The TRUST is engaged in educational services.

2. Significant Accounting Policies

Basis of Preparation of Financial Statements

The financial statements have been prepared in accordance with the Generally Accepted Accounting Principles in India (Indian GAAP), which comprise the Accounting Standards issued by the Institute of Chartered Accountants of India, including the Guidance Note on Financial Statements of Non-Corporate Entities.

The entity is classified as a Large Entity in accordance with the Revised Criteria for Classification of Non-Corporate Entities for Applicability of Accounting Standards issued by ICAI. Accordingly, the entity has complied with all the applicable Accounting Standards.

The financial statements have been prepared under the historical cost convention using the accrual
Use of Estimates

The preparation of financial statements requires the management to make certain estimates and assumptions that affect the amounts reported in the financial statements and notes thereto. The management believes that these estimates and assumptions are reasonable and prudent but the actual results may differ from them. They are reviewed on an on-going basis and any revision to accounting estimates is recognised prospectively in current and future periods.

Accounting estimates and assumptions that may have a significant effect on the amounts reported in the financial statements include:

Property, Plant and Equipments

Property, plant and equipments are initially recognised at cost. Cost includes purchase price, taxes and duties and other costs directly attributable to bringing the asset to the working condition for its intended use. However, cost excludes duties and taxes wherever credit of such duties and taxes is availed. It is thereafter carried at its cost less accumulated depreciation and accumulated impairment losses, if any.

Depreciation is provided as per the rates and method prescribed under the Income Tax Act, as the same is considered to reasonably reflect the useful lives of the assets. If a new asset is acquired and put to use for less than 180 days, only 50% of the depreciation is allowed for that year.



Intangible Assets

Intangible assets which are purchased and have a finite useful life are measured at cost, less accumulated amortisation and accumulated impairment losses, if any. Cost includes expenditure that is directly attributable to the acquisition of the intangible asset. Subsequent expenditure on intangible assets is capitalised only when it increases the future economic benefits embodied in the specific asset to which it relates. All other expenditure is recognised in the statement of profit and loss as incurred.

Intangible assets are amortised on a 'Written Down Value' basis, over their estimated useful lives from the date they are ready for use, as per the rates mentioned below:

Goodwill 25%

Brands or trademarks 25%

Computer Software 40%

The residual value of intangible assets is considered as Nil. The amortisation method and useful lives are reviewed and adjusted, if appropriate, at the end of each reporting period.

Impairment of Assets

At the end of each reporting period, the carrying amounts of Property, Plant & Equipment, and Intangible assets are tested for impairment. An Impairment loss is recognised for an amount by which the asset's carrying amount exceeds its recoverable amount. The recoverable amount is the higher of an asset's fair value less costs of disposal and Value-in-use. Value-in-use is the present value of future cash flows discounted using a rate which reflects the current market rates and the risks specific to the asset.

For the purposes of assessing impairment, assets are grouped at the lowest levels (cash-generating units) for which independent cash inflows can be identified. Impairment losses, if any, are recognised in the Statement of Profit and Loss and included in depreciation and amortisation expenses.

Trade Receivables and Loans and Advances

Trade Receivables and Loans and Advances are presented after making adequate provision for any shortfall in their recovery. The provision and any subsequent recovery is recognised in the Profit and Loss statement. Bad debts are written off when they are identified.

Cash and cash equivalents

All highly liquid financial instruments, which are readily convertible into known amount of cash that are subject to an insignificant risk of change in value and having original maturities of three months or less from the date of purchase are considered to be cash equivalents.

Revenue Recognition

Revenue from sale of goods, if any, is recognised when control and significant risks and rewards of ownership of the products being sold is transferred to the customer. This is generally fulfilled at the time of dispatch, delivery or upon formal customer acceptance depending on customer terms. Revenue is measured on the basis of contracted price, after deduction of any trade discounts, volume rebates and any taxes or duties collected on behalf of the government such as goods and services tax, etc. Previous experience is used to estimate the provision for such discounts and rebates. Revenue is only recognised to the extent that it is highly probable a significant reversal will not occur.

Income from services rendered, if any, is recognised as and when the services are performed, in accordance with the terms of the underlying agreements or arrangements with the customers, and when no significant obligations remain outstanding.

Interest income, if any, is recognised on an accrual basis using the time proportion method, considering the amount outstanding and the applicable interest rate. Dividend income, where applicable, is recognised when the right to receive the income is established.



Employee Benefits

Short-term employee Benefits:

Benefits such as salaries, wages and performance incentives are charged to the statement of profit and loss at the actual amounts due in the period in which the employee renders the related service.

Defined Contribution Plans:

Payments made to defined contribution plans such as provident and pension fund are charged as an expense based on the amount of contribution required to be made as and when services are rendered by the employees.

Defined Benefit Plans:

All defined benefit plans obligations are determined based on valuations, as at the Balance Sheet date, made by independent actuary using the projected unit credit method. Actuarial gains and losses are recognised immediately in the statement of profit and loss. The fair value of the plan assets is reduced from the gross obligation under the defined benefit plan, to recognise the obligation on net basis.

Other Long-term Employee Benefits:

Other long-term employee benefits include leave encashment. Leave encashment is recognised as an expense in the statement of profit and loss as and when it accrues on actuarial basis.



THANGAL KUNJU MUSALIAR INSTITUTE OF TECHNOLOGY
Notes forming part of the Financial Statements for the year ended 31st March, 2025

Note - 1 Brief about the entity

Note - 2 Significant Accounting Policies

Note - 3 NPOs Funds

		(Amount in Rs.)			
Sr. No.	Particulars	As at 1st April 2024	Funds transferred/received during the year	Funds Utilised during the year	As at 31st March 2025
(A)	Unrestricted Funds				
1	Corpus Funds	-	-	-	-
2	General Funds	27,89,89,589	24,78,717	-	28,14,68,306
(B)	Restricted Funds (Govt Fund)	73,48,000	-	-	73,48,000
TOTAL		28,63,37,589	24,78,717	-	28,88,16,306



THANGAL KUNJU MUSALIAR INSTITUTE OF TECHNOLOGY
Notes forming part of the Financial Statements for the year ended 31st March, 2025

(Amount in Rs.)

	Long Term		Short Term	
	31st March 2025	31st March 2024	31st March 2025	31st March 2024
4 Borrowings				
Secured				
(a) Term loans				
(i) Federal Bank 12435600002939	42,09,387	45,66,898	-	-
(ii) Federal Bank 12436900006950	21,87,175	-	-	-
(iii) Federal Bank 12436900006968	21,87,175	-	-	-
(iv) Federal Bank 12437400007241	-	1,63,222	-	-
(v) Federal Bank A/c No 12436900006893	18,45,462	55,00,000	-	-
Federal Bank 12436900006976	19,27,958	-	-	-
Axis Bank Loan	29,51,580	-	-	-
Total (A)	1,53,08,737	1,02,30,120	-	-
Unsecured				
(a) Loans and advances from related parties				
TKM Architecture	55,00,000	45,00,000	-	-
TKM HSS	15,00,000	-	-	-
TKM TIM	15,00,000	-	-	-
Store A/c	52,142	52,142	-	-
TKM College Trust	2,07,07,023	92,61,619	-	-
Total (B)	2,92,59,165	1,38,13,761	-	-
Total (A) + (B)	4,45,67,902	2,40,43,881	-	-
5 Other long-term liabilities			31st March 2025	31st March 2024
Caution Deposit			1,89,93,480	1,74,07,480
Total Other long-term liabilities			1,89,93,480	1,74,07,480
6 Provisions			31st March 2025	31st March 2024
(a) Provision for employee benefits				
(i) EPF Payable	-	-	1,79,693	1,91,401
(ii) ESI Payable	-	-	32,355	28,329
Salary Payable	-	-	-	41,90,584
TDS Payable	-	-	3,01,792	3,22,387
Total Provisions	-	-	5,13,840	47,32,701
7 Payables			31st March 2025	31st March 2024
(a) Total outstanding dues of creditors other than micro, small and medium enterprises				
(ii) Sundry Creditors			3,73,736	3,01,559
Laptop Fund Payable			-	25,000
Total payables			3,73,736	3,26,559
8 Other current liabilities			31st March 2025	31st March 2024
Alumini Association Fund			97,000	-
Exam Remuneration Payable			4,93,686	3,37,762
Professional Tax Payable			-	1,45,400
SC/ST/OBC Students ABLC			21,04,471	13,08,965
PTA Fund			29,17,087	23,82,892
Student Activity Fund			12,73,047	12,73,047
E-Grant Scholarship			-	3,23,100
Total Other current liabilities			68,85,291	57,71,166



THANGAL KUNJU MUSALIAR INSTITUTE OF TECHNOLOGY
Notes forming part of the Financial Statements for the year ended 31st March, 2025

9		Property, Plant and Equipment and Intangible Assets (owned assets)			
Particulars /Assets	Gross Block as at 01/04/2024	Additions	Deletions	Net Block as at 31/03/2025	
9A	Property, Plant and Equipment				
	30,21,671	86,700	-	31,08,371	
Air Conditioner	39,400	-	-	39,400	
Amplifier	-	16,35,569	-	16,35,569	
Bakery Production Unit	2,22,100	-	-	2,22,100	
Bio Gas Plant	33,500	-	-	33,500	
Borewell	13,29,79,132	2,54,025	-	13,32,33,157	
Building	3,10,000	-	-	3,10,000	
Campus Wifi	18,97,874	1,65,613	-	20,63,487	
Cc Tv Camera	2,68,62,841	-	-	2,68,62,841	
College Bus	2,04,19,082	37,62,100	-	2,41,81,182	
Computer & Accesories	18,500	18,000	-	36,500	
Currency Counting Machine	63,69,773	8,02,096	-	71,71,869	
Electrification	1,00,168	42,480	-	1,42,648	
EPABX System	11,250	-	-	11,250	
Fax Machine	2,14,480	5,83,365	-	7,97,845	
Fire Fighting System	1,92,12,661	7,90,840	-	2,00,03,501	
Furniture & Fiittings	13,11,330	25,75,370	-	38,86,700	
Generator	2,500	-	-	2,500	
Grinder	2,47,278	-	-	2,47,278	
Health Club Equipments	13,90,590	-	-	13,90,590	
Honda City VMT KL 24 S 5880	7,80,300	-	-	7,80,300	
Incinerator	3,00,000	-	-	3,00,000	
Indica Car KL 24C 5522	21,27,270	-	-	21,27,270	
Innova Car KL 24 Q 905	24,47,873	-	-	24,47,873	
Innova Crysta KL 25 Q 9922	7,75,30,348	40,12,514	-	8,15,42,862	
Lab Equipments	1,47,949	-	-	1,47,949	
Laptop	13,94,562	-	-	13,94,562	
LCD Projector	94,16,029	59,599	-	94,75,628	
Library Books	17,195	-	-	17,195	
LPG	5,91,304	-	-	5,91,304	
Mahindra Logan CAr KL 24 V 652	2,19,557	-	-	2,19,557	
Mosque	53,400	-	-	53,400	
Motor Cycle Kl 24 D 9728	1,13,297	-	-	1,13,297	
Motor Pump	97,847	-	-	97,847	
Office Equipment	-	58,51,287	-	58,51,287	
New College Bus	2,54,012	-	-	2,54,012	
Open Well	5,02,751	-	-	5,02,751	
Photocopier Machine	2,00,000	-	-	2,00,000	
Pond	1,27,749	73,427	-	2,01,176	
Printer	11,40,975	1,07,400	-	12,48,375	
Projector	9,46,206	66,000	-	10,12,206	
Public Address System	32,750	80,190	-	1,12,940	
Refrigerator	10,24,380	-	-	10,24,380	
Roads	19,000	-	-	19,000	
Safe Locker	1,36,500	37,000	-	1,73,500	
Sanitary Napkin Distroyer	24,000	-	-	24,000	
Septic Tank	-	9,25,000	-	9,25,000	
Smart Class Room	-	-	-	-	




	Soprts Equipments	1,20,221	-	-	1,20,221
	TATA Winger Car KL 24F 2150	6,40,291	-	-	6,40,291
	Television & DVD	2,14,600	-	-	2,14,600
	Toyotta Innova	-	38,81,288	-	38,81,288
	Transformer	13,65,680	-	-	13,65,680
	Tube Well	95,000	-	-	95,000
	UPS	2,46,040	1,06,500	-	3,52,540
	Utensils	14,05,629	58,905	-	14,64,534
	Vaccum Cleaner	4,600	-	-	4,600
	Water Cooler	6,37,841	35,000	-	6,72,841
	Water Filter	21,570	-	-	21,570
	Water Purifier	2,30,375	-	-	2,30,375
	Weighing Balance	-	5,500	-	5,500
	Water Tank	60,008	-	-	60,008
	Workshop Equipments	19,89,910	-	-	19,89,910
	Total	32,13,41,150	2,60,15,768	-	34,73,56,918
9B	Intangible Assets				
	Software	43,25,087	-	-	43,25,087
	Total	43,25,087	-	-	43,25,087



THANGAL KUNJU MUSALIAR INSTITUTE OF TECHNOLOGY
Notes forming part of the Financial Statements for the year ended 31st March, 2024

9		Property, Plant and Equipment and Intangible Assets (owned assets)			
Particulars /Assets	Gross Block as at 01/04/2023	Additions	Deletions	Net Block as at 31/03/2024	
9A	Property, Plant and Equipment				
	Air Conditioner	30,21,671	-	-	30,21,671
	Amplifier	39,400	-	-	39,400
	Bio Gas Plant	2,22,100	-	-	2,22,100
	Borewell	33,500	-	-	33,500
	Building	13,18,19,399	11,59,733	-	13,29,79,132
	Campus Wifi	3,10,000	-	-	3,10,000
	Cc Tv Camera	16,06,190	2,91,684	-	18,97,874
	College Bus	2,68,62,841	-	-	2,68,62,841
	Computer & Accesories	1,00,75,305	1,03,43,777	-	2,04,19,082
	Currency Counting Machine	18,500	-	-	18,500
	Electrification	63,69,773	-	-	63,69,773
	EPABX System	1,00,168	-	-	1,00,168
	Fax Machine	11,250	-	-	11,250
	Fire Fighting System	2,14,480	-	-	2,14,480
	Furniture & Fiitings	1,75,65,791	16,46,870	-	1,92,12,661
	Generator	13,11,330	-	-	13,11,330
	Grinder	2,500	-	-	2,500
	Health Club Equipments	2,47,278	-	-	2,47,278
	Honda City VMT KL 24 S 5880	13,90,590	-	-	13,90,590
	Incinerator	7,80,300	-	-	7,80,300
	Indica Car KL 24C 5522	3,00,000	-	-	3,00,000
	Innova Car KL 24 Q 905	21,27,270	-	-	21,27,270
	Innova Crysta KL 25 Q 9922	24,47,873	-	-	24,47,873
	Lab Equipments	7,66,88,439	8,41,909	-	7,75,30,348
	Laptop	1,03,699	44,250	-	1,47,949
	LCD Projector	13,94,562	-	-	13,94,562
	Library Books	92,30,060	1,85,969	-	94,16,029
	LPG	17,195	-	-	17,195
	Mahindra Logan CAr KL 24 V 652	5,91,304	-	-	5,91,304
	Mosque	2,19,557	-	-	2,19,557
	Motor Cycle Kl 24 D 9728	53,400	-	-	53,400
	Motor Pump	1,13,297	-	-	1,13,297
	Office Equipment	97,847	-	-	97,847
	Open Well	2,54,012	-	-	2,54,012
	Photocopier Machine	4,52,751	50,000	-	5,02,751
	Pond	2,00,000	-	-	2,00,000
	Printer	92,250	35,499	-	1,27,749
	Projector	10,64,415	76,560	-	11,40,975
	Public Address System	8,90,576	55,630	-	9,46,206
	Refrigerator	-	32,750	-	32,750
	Roads	10,24,380	-	-	10,24,380
	Safe Locker	19,000	-	-	19,000
	Sanitary Napkin Destroyer	1,36,500	-	-	1,36,500
	Septic Tank	24,000	-	-	24,000
	Soprts Equipments	1,20,221	-	-	1,20,221
	TATA Winger Car KL 24F 2150	6,40,291	-	-	6,40,291
	Television & DVD	2,14,600	-	-	2,14,600
	Transformer	13,65,680	-	-	13,65,680



	Tube Well	95,000	-	-	95,000
	UPS	2,46,040	-	-	2,46,040
	Utensils	13,83,729	21,900	-	14,05,629
	Vaccum Cleaner	-	4,600	-	4,600
	Water Cooler	6,01,941	35,900	-	6,37,841
	Water Filter	21,570	-	-	21,570
	Water Purifier	2,30,375	-	-	2,30,375
	Water Tank	60,008	-	-	60,008
	Workshop Equipments	19,89,910	-	-	19,89,910
	Total	30,65,14,119	1,48,27,031	-	32,13,41,150
9B	Intangible Assets				
	Software	31,29,604	11,95,483	-	43,25,087
	Total	31,29,604	11,95,483	-	43,25,087



THANGAL KUNJU MUSALIAR INSTITUTE OF TECHNOLOGY

Notes forming part of the Financial Statements for the year ended 31st March, 2025

(Amount in Rs.)

	Long Term		Short Term	
	31st March 2025	31st March 2024	31st March 2025	31st March 2024
10				
Loans and advances (Unsecured)				
(a) Loans advances to partners or relative of partners	-	-	-	-
(b) Hostel Rent Advance	2,00,000	2,00,000	-	-
(c) Financial Guarantee to KTU	25,00,000	17,50,000	-	-
(d) Fixed Deposit Cusat	3,00,000	3,00,000	-	-
(e) Rent Advance (Ladies Hostel)	20,00,000	-	-	-
(f) Security Deposit (Coffee Day Global Pvt Ltd)	75,000	50,000	-	-
Total	50,75,000	23,00,000	-	-
11				
Other non-current assets				
Deposit to KSEB			17,840	17,840
E Grant Scholarship			5,400	-
Total other non-current other assets			23,240	17,840
12				
Receivables				
(a) TDS			-	14,720
(b) Hostel Rent			4,20,000	14,720
			4,20,000	14,720
13				
Cash and Bank Balances				
(a) Bank Balances				
Axis Bank 914020008153713			2,75,457	5,27,412
Axis Bank A/c No: 218010100082226			36,036	36,036
Ezhukone Service Co Operative Bank			7,889	7,889
Federal Bank 12430200003908			(47,000)	49,87,310
SBI 30847765634			7,70,243	34,92,621
SBI A/c No: 67099748668			10,91,884	4,63,372
SBI A/c No: 67179094170			1,70,219	1,70,868
SBI A/c No; 67179093915			3,69,654	3,69,654
(b) Cash in hand			2,75,928	5,65,416
Total			29,50,311	1,06,20,579



THANGAL KUNJU MUSALIAR INSTITUTE OF TECHNOLOGY
Notes forming part of the Financial Statements for the year ended 31st March, 2025

(Amount in Rs.)

14	Fees from Rendering of Services	31st March 2025	31st March 2024
	Admission Fee	5,62,500	6,00,000
	Bus Fee	1,42,61,043	1,19,46,529
	Tution Fee	8,02,87,695	6,91,77,417
	University Fees	59,75,320	1,10,47,960
	Total Fees from Rendering of Services	10,10,86,558	9,27,71,906
15	Other income	31st March 2025	31st March 2024
	Bank Interest	-	1,064
	Broad Band Internet Fee	16,44,650	11,19,425
	Miscellaneous Income	76,462	3,57,789
	NSS Fund	-	85,500
	ATAL FDP	1,00,963	-
	Other Income	9,52,578	-
	Other Fee	64,13,300	7,97,190
	Sports Fee	7,66,050	-
	Career Guidance & Placement	39,49,250	-
	Stationery Fee	7,26,850	-
	Student Activity Fee	5,79,500	-
	Student Administration Fee	3,91,650	-
	Total other income	91,87,953	23,60,968
16	Employee benefits expense	31st March 2025	31st March 2024
(a)	Salaries, wages, bonus and other allowances	-	-
	Salaries	5,62,97,846	4,99,51,986
	Wages & Allowances	54,38,227	44,51,368
	Festival Allowance	6,75,000	-
	Allowance	7,59,314	-
(b)	Contribution to provident and other funds	-	-
	EPF	9,71,963	10,35,763
	ESI	2,90,185	2,75,890
(c)	Gratuity expenses	-	-
	Retirement Benefit Expenses	20,39,030	4,58,387
(d)	Staff welfare expenses	-	-
	Honorarium	1,76,000	-
	Remuneration	38,474	-
	Staff Tour	30,000	-
	Total Employee benefits expense	6,67,16,039	5,61,73,394



17	Other Expenses	31st March 2025	31st March 2024
	A M C	3,14,822	5,55,271
	Advertisement	2,59,008	2,40,641
	AICTE Approval Fee	10,89,000	9,87,000
	Audit Fees	43,660	41,300
	Bakery Unit Running Expenses	96,459	-
	Interest & Bank Charges	20,72,363	12,91,573
	Broadband Internet fee Paid	11,35,661	6,79,929
	Campus Mngt Expense	11,60,295	-
	C M Distress Relief Fund	8,25,000	-
	Meeting Expenses	60,259	-
	D T E Expenses	21,105	-
	Electrical Inspection Fee	-	88,590
	Electricity Charges	17,85,977	15,60,375
	Exam Cell Expenses	1,49,139	-
	Faculty Development Program Expenses	3,531	46,000
	Fire & Safety	-	30,000
	Fire Insurance	50,991	1,01,180
	Gardening	81,315	28,600
	Group Insurance	45,282	-
	House Keeping Expenses	1,28,485	-
	Industry Connect Expenses	6,252	-
	Journals & Periodicals	10,00,467	7,80,232
	K T U Affiliation Fee	3,15,000	3,00,000
	Lab Expenses	14,23,965	4,36,448
	Legal Charges	1,03,000	-
	Medical Expenses	15,933	-
	Membership Fee	32,700	46,956
	Merit / Convacation Day Expenses	4,54,494	3,36,029
	Miscellaneous Expenses	51,625	88,576
	N B A Accrediation Fee	2,36,000	7,08,000
	NSS Camp Expenses	22,789	1,10,500
	NewsPapers & Periodicals	16,140	20,640
	Office Expenses	12,36,672	5,66,901
	Placement Cell Expenses	8,55,266	1,31,568
	Postage & Telegram	4,064	7,547
	Printing & Stationery	12,41,599	6,69,846
	Puraskar 24	99,350	-
	Rates & Taxes	-	1,36,205
	Refreshment	60,498	-
	Research & Development	1,83,439	28,000
	Repairs Maintenance	21,97,728	38,88,952
	Reward to Faculties	-	38,000
	SCBC Scholarship	10,670	-
	Security Service Charges	24,00,999	20,75,225
	Seminars & Meetings	24,777	1,55,098
	Sponsorship for IAG Conclave Band	25,000	-
	Students Activity expenses	8,08,018	3,29,830
	Students Induction Programm	2,47,972	4,57,560
	Telephone Charges	98,918	1,05,692
	Training Expense	28,785	-
	Travelling Expenses	93,060	1,37,522
	University Fee	82,53,060	1,05,69,693
	Vehicle Running Expenses	1,00,33,846	83,42,838
	Water Treatment Expenses	1,25,316	-
	Website Development Expense	50,000	51,350
	Total	4,10,79,754	3,61,69,667

